

IWP WaterWall



BARRIERS FOR PUBLIC ADMINISTRATIONS

FLOOD BARRIERS

- **Waterwall**, our new modular flood barrier, is a perfect solution to protect from water flooding. Ideal for locations such as private buildings, shops and garages. Thanks to his modular structure our system is easy to assemble. In case of emergency these barriers allow quick intervention helping to prevent possible damage near canals and rivers. Waterwall is made with light panels coated with glass fiber. The rubber seals present on both panels and support profiles ensure maximum tightness.


- Inside the panels, extremely lightweight and strong, an aluminum profile gives extra strength to the structure. **Waterwall** panels are equipped with **internal magnets** which allow an easy and quick installation simply placing the panel near the steel angular guides without having to screw.



DOUBLE BARRIER FOR GARAGES

TRAP MOUNTED

Waterwall panels are placed right inside the wall opening (door, garage, etc..).
Measures shall be taken from side to side of the opening.



Waterwall is a perfect solution for those Public Administrations which require a rapid safety intervention on river banks in the event of sudden flooding.



MODULAR BARRIER FOR GARAGE

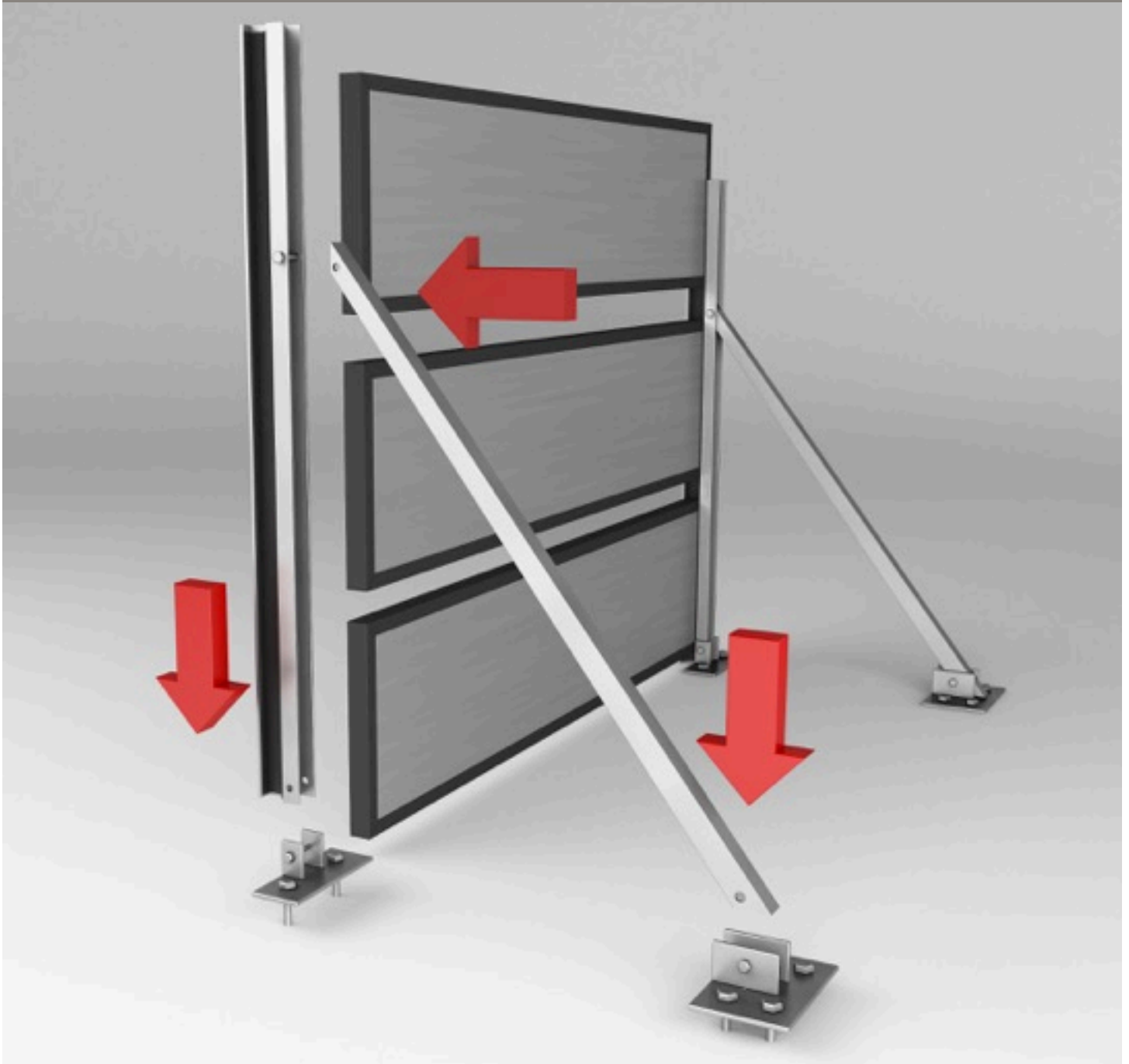
FACE MOUNTED

The angular elements must be placed on the external surface off the wall. In that way panels works leaning at the outside wall.

Measures should be taken at least at 10 cm from the corners of the wall.



INSTALLATION



ASSEMBLY KIT for **Single barrier** - H CM. 60

N. 2/3 Angular guides, (3 just in case one want an additional guide at the base), 60x40x2

N. 6 Fischer Dowels

N.1 Caulking gun + cartridge

ASSEMBLY KIT for **Double barrier** - H CM. 120

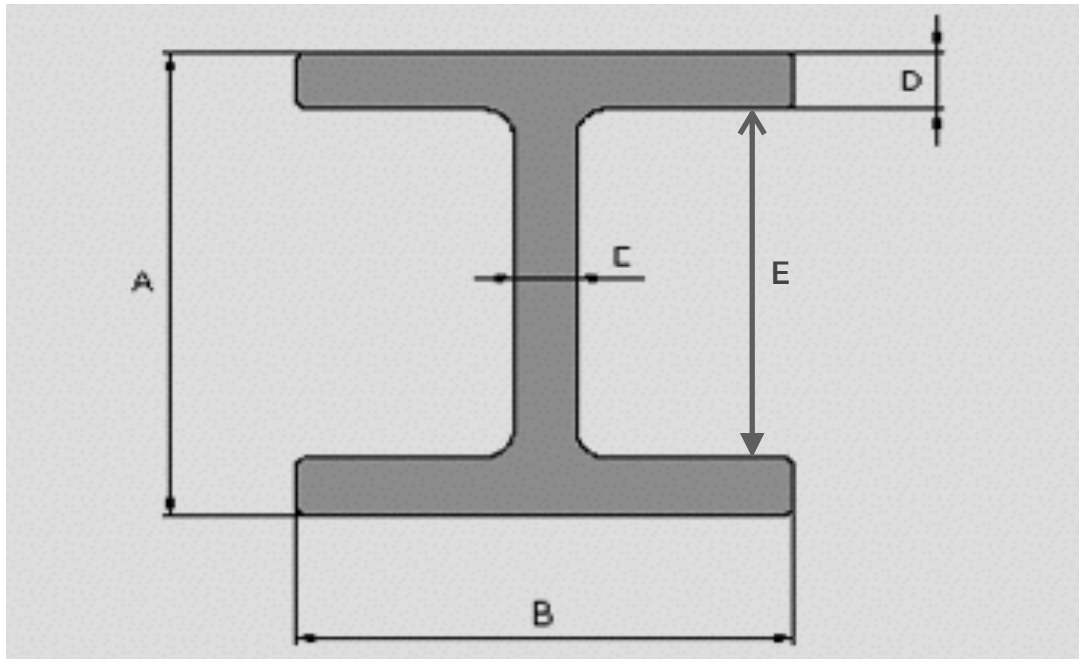
N. 2/3 Angular guides, (3 just in case one want an additional guide at the base), 120x40x2

N. 8 Fischer Dowels

N.1 Alluminum H shape profile

N.1 Caulking gun + cartridge

PANELS AND H PROFILE MEASURE



PANEL THICKNESS	A	B	C	D	E	WEIGHT/MQ
34 mm	2 mm	80 mm	40 mm	2 mm	46 mm	6,5 kg
44 mm	2 mm	80 mm	50 mm	2 mm	56 mm	6,7 kg
54 mm	3 mm	100 mm	60 mm	3 mm	66 mm	7,3 kg
PANEL LENGTH	Our panels can be produced in different length: from 90 cm to max 250 cm					
PANEL HEIGHT	Available in two heights: 60 and 120 cm					
ANGULAR GUIDE	Available in two different sizes: 40x40x2 mm , 50x50x3 mm					

AFFORDABLE PRICE


Compared to aluminum barriers, currently marketed, **Waterwall** has the advantage of a significantly cheaper price still keeping mechanical and structural characteristics and high quality standard. In compliance with the environmental regulation our waterwall panels are fully recyclable.




MODULAR BARRIER FOR PRIVATE BUILDINGS OR SHOPS

ASSEMBLY

- 1) Glue with silicone or screw the angular elements to the wall.
- 2) Point the waterwall panel into the guides at the bottom of the structure pushing from top to bottom. The magnets embedded in the panel will close tightly the structure.
- 3) If you wish to increase the height of the structure from 60 to 120 or 180 cm use the H profile. Insert the H profile on the below panel then enter the second panel as in the previous operation.





ACCESSORIES

The simple design allows you to use only 2/3 accessories

- n. 2 angular guides + n.1 H shape profile essential for placing the second panel.

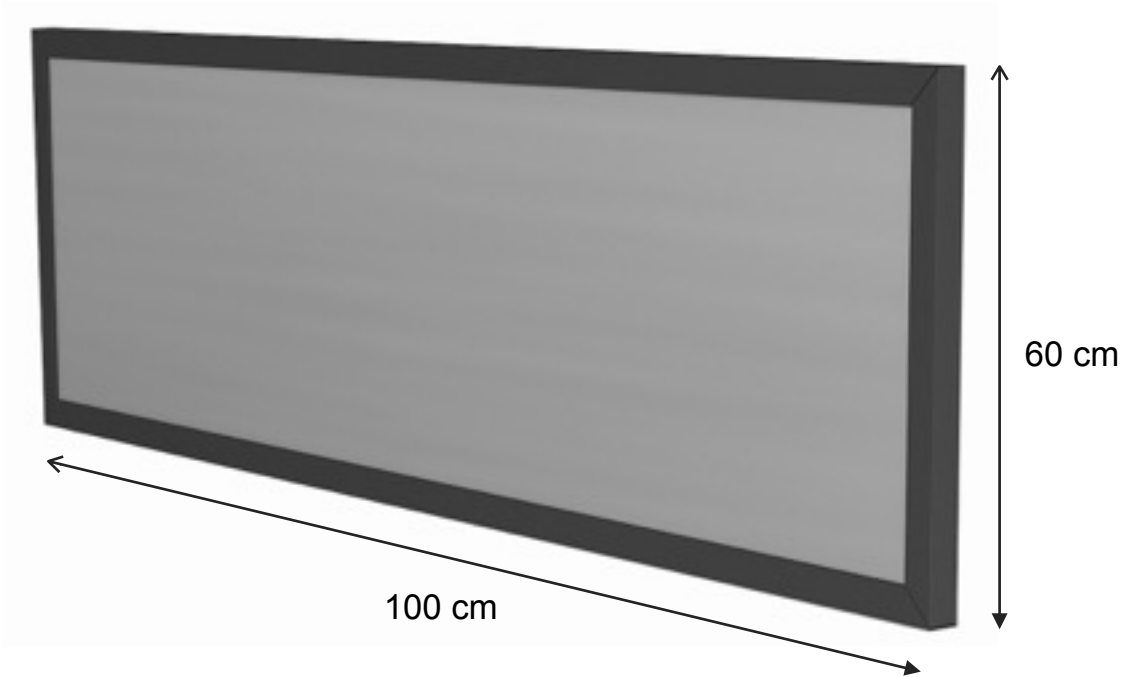
For those structures that must be placed in the nearby of riverbanks and levees we provide few more accessories to allow an easy and quick installation.





MODULAR BARRIER FOR PRIVATE BUILDINGS OR SHOPS


WATERWALL PANEL WITH RUBBER GASKET




PANELS ARE AVAILABLE IN THE FOLLOWING COLOURS




White




blue



Brown



Gray



Green



Black